PioneerTitleCo
GOING BEYOND

# BONNER MARKET SNAPSHOT *for* SEPTEMBER 2026

## Sales Data • Single Family Unit Sales

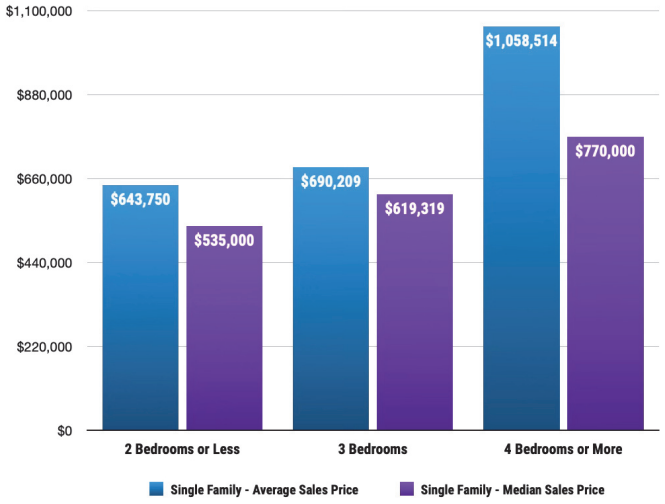


## Sales Data • Condo Unit Sales

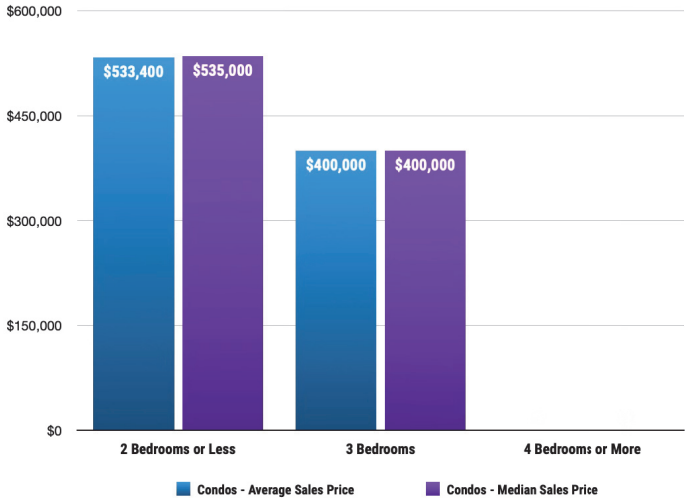


## Historical Sales Data • Single Family Unit Sales

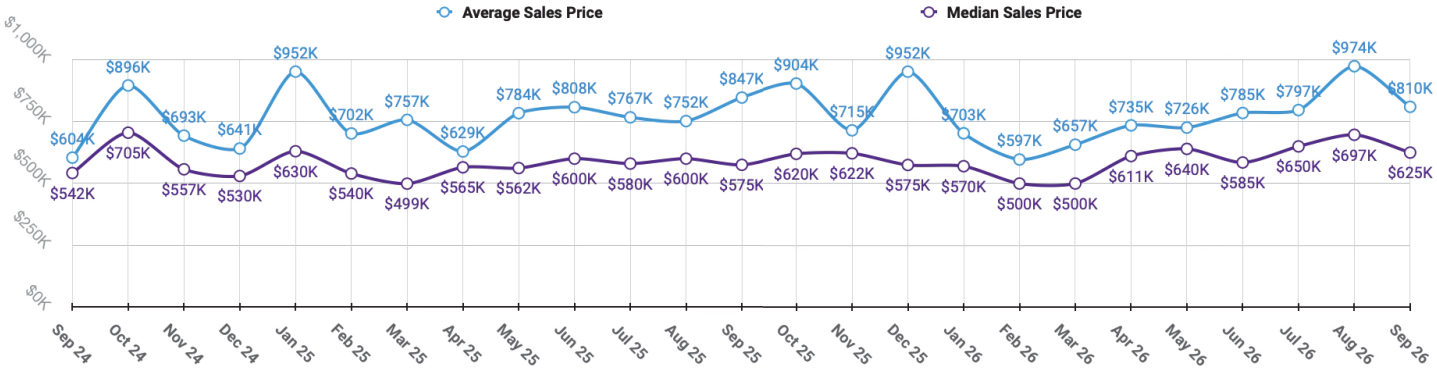


## Historical Sales Data • Condo Unit Sales

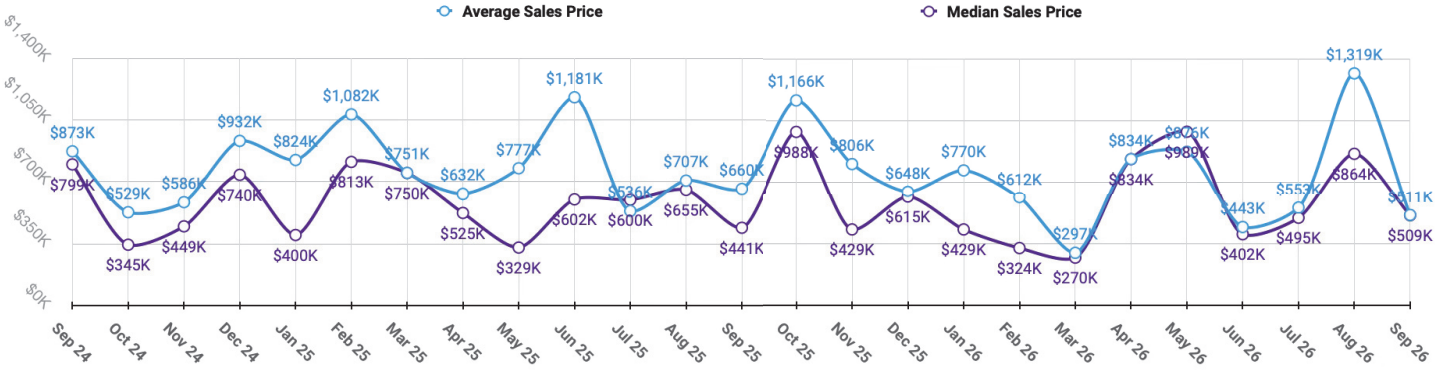


Pioneer Title Company offers no guarantees, expressed or implied, with regard to this data.
This market snapshot and/or the underlying data should not be used as a substitute for legal, real estate, or other professional advice.

# BONNER MARKET SNAPSHOT *for* SEPTEMBER 2026

## Unit Sales by Volume

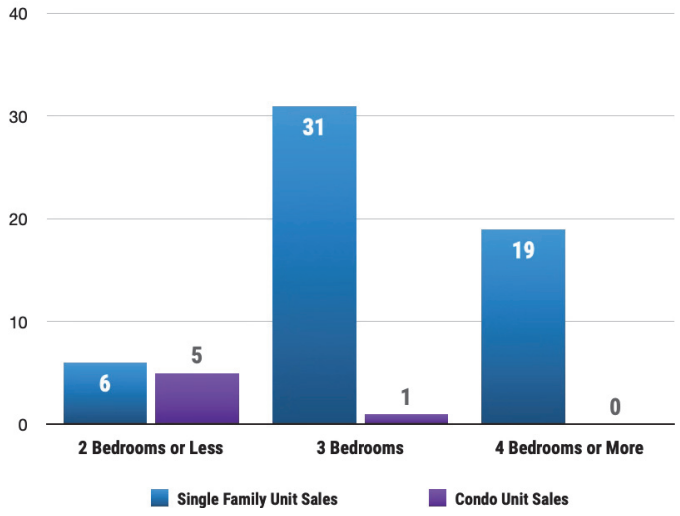


## Unit Sales by Time on Market

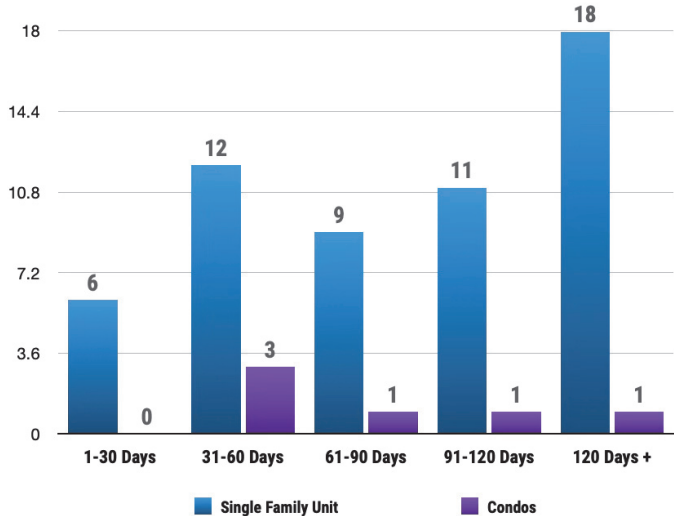


## Sales Volume

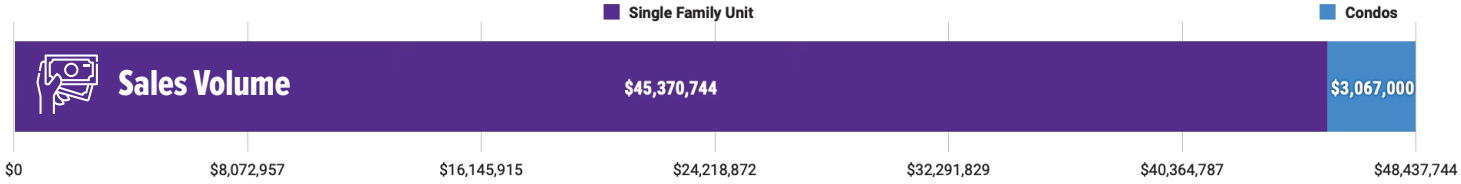


## Unit Sales by Top Five Financing Types

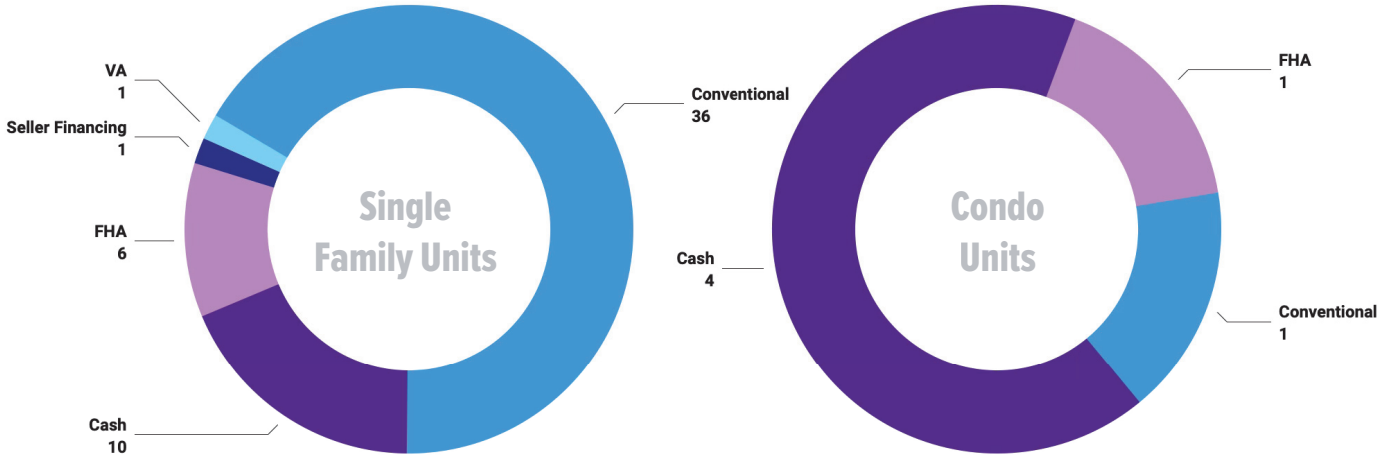


Pioneer Title Company offers no guarantees, expressed or implied, with regard to this data.
This market snapshot and/or the underlying data should not be used as a substitute for legal, real estate, or other professional advice.

PioneerTitleCo
GOING BEYOND

# PRICE RANGE REPORT

BONNER COUNTY – SEPTEMBER 2026

| | Single Family Unit Sales Number of Bedrooms | | | | Condominium Unit Sales Number of Bedrooms | | | | Active Listings | | Sales Pending | |
|---|---|---|---|---|---|---|---|---|---|---|---|---|
| Price Class | 2 or less | 3 | 4 or more | Total | 2 or less | 3 | 4 or more | Total | Single Family | Condos | Single Family | Condos |
| $0-$99,999.99 | | | | 0 | | | | 0 | | | | |
| $100,000-$149,999.99 | 1 | | | 1 | | | | 0 | 4 | 1 | 1 | |
| $150,000-$199,999.99 | | | 1 | 1 | 1 | | | 1 | 4 | | | |
| $200,000-$249,999.99 | | | 1 | 1 | | | | 0 | 5 | | | |
| $250,000-$299,999.99 | | | | 0 | | | | 0 | 9 | 4 | | |
| $300,000-$349,999.99 | 1 | 1 | | 2 | | | | 0 | 7 | | 1 | |
| $350,000-$399,999.99 | 1 | 1 | | 2 | | | | 0 | 20 | | 6 | |
| $400,000-$449,999.99 | | 5 | 1 | 6 | | 1 | | 1 | 19 | 3 | 6 | 1 |
| $450,000-$499,999.99 | | 4 | 1 | 5 | 1 | | | 1 | 26 | 4 | 9 | |
| $500,000-$549,999.99 | | 1 | 2 | 3 | 1 | | | 1 | 25 | 1 | 5 | |
| $550,000-$599,999.99 | | 2 | 1 | 3 | 1 | | | 1 | 26 | 2 | 4 | |
| $600,000-$649,999.99 | | 6 | 1 | 7 | | | | 0 | 25 | 2 | 3 | |
| $650,000-$699,999.99 | 1 | 2 | | 3 | | | | 0 | 33 | 2 | 4 | |
| $700,000-$749,999.99 | 1 | 2 | 1 | 4 | | | | 0 | 15 | 4 | 3 | |
| $750,000-$799,999.99 | | | 2 | 2 | | | | 0 | 29 | 2 | 1 | 1 |
| $800,000-$849,999.99 | | 1 | | 1 | | | | 0 | 16 | 1 | 1 | |
| $850,000-$899,999.99 | | | 1 | 1 | 1 | | | 1 | 21 | 3 | 4 | |
| $900,000-$949,999.99 | | | | 0 | | | | 0 | 11 | 4 | | 1 |
| $950,000-$999,999.99 | | 1 | 1 | 2 | | | | 0 | 20 | 1 | 2 | |
| $1,000,000-$1,099,999.99 | | 1 | 2 | 3 | | | | 0 | 5 | | 2 | |
| $1,100,000-$1,199,999.99 | | 1 | | 1 | | | | 0 | 8 | 3 | 2 | |
| $1,200,000-$1,299,999.99 | | | | 0 | | | | 0 | 18 | 2 | 1 | |
| $1,300,000-$1,399,999.99 | | | | 0 | | | | 0 | 14 | 4 | 2 | |
| $1,400,000-$1,499,999.99 | | 1 | | 1 | | | | 0 | 10 | 5 | 2 | |
| $1,500,000-$1,599,999.99 | | 2 | | 2 | | | | 0 | 11 | 2 | | |
| $1,600,000-$1,699,999.99 | 1 | | | 1 | | | | 0 | 3 | 4 | 1 | |
| $1,700,000-$1,799,999.99 | | | 1 | 1 | | | | 0 | 8 | 3 | | |
| $1,800,000-$1,899,999.99 | | | | 0 | | | | 0 | 8 | | | |
| $1,900,000-$1,999,999.99 | | | | 0 | | | | 0 | 4 | 2 | 1 | |
| $2,000,000-$2,249,999.99 | | | | 0 | | | | 0 | 12 | | 1 | |
| $2,250,000-$2,499,999.99 | | | 1 | 1 | | | | 0 | 4 | 6 | | |
| $2,500,000-$2,749,999.99 | | | 1 | 1 | | | | 0 | 9 | 5 | | 1 |
| $2,750,000-$2,999,999.99 | | | | 0 | | | | 0 | 5 | 2 | | |
| $3,000,000-$3,249,999.99 | | | | 0 | | | | 0 | 4 | | | |
| $3,250,000-$3,499,999.99 | | | | 0 | | | | 0 | 3 | | | |
| $3,500,000-$3,749,999.99 | | | | 0 | | | | 0 | 2 | | 1 | |
| $3,750,000-$3,999,999.99 | | | 1 | 1 | | | | 0 | 6 | 1 | | |
| $4,000,000-$4,249,999.99 | | | | 0 | | | | 0 | 2 | | | |
| $4,250,000-$4,499,999.99 | | | | 0 | | | | 0 | 1 | 2 | 1 | |
| $4,500,000-$4,749,999.99 | | | | 0 | | | | 0 | 2 | 1 | | |
| $4,750,000-$4,999,999.99 | | | | 0 | | | | 0 | 3 | 1 | 1 | |
| $5,000,000 and over | | | | 0 | | | | 0 | 16 | 1 | | |
| ***Totals*** | 6 | 31 | 19 | 56 | 5 | 1 | 0 | 6 | 473 | 78 | 65 | 4 |
| ***Average*** | 643,750 | 690,209 | 1,058,514 | 810,192 | 533,400 | 400,000 | 0 | 511,167 | 1,351,239 | 1,552,597 | 897,370 | 1,186,475 |
| ***Median*** | 535,000 | 619,319 | 770,000 | 625,000 | 535,000 | 400,000 | 0 | 509,000 | 797,000 | 1,292,500 | 600,000 | 863,450 |

BEST OF 2025 TITLE COMPANY THE BUSINESS JOURNAL of North Idaho
IDAHO BUSINESS REVIEW Reader Rankings 2026 BEST TITLE COMPANY PIONEER TITLE CO. WINNER
BUY IDAHO PRODUCTS & SERVICES

PioneerTitleCo
GOING BEYOND

# PRICE RANGE REPORT

BONNER COUNTY – SEPTEMBER 2026

| Property Type | Volume | Median Sold Price |
|---|---|---|
| Residential | 45,370,744 | 625,000 |
| Condo | 3,067,000 | 483,000 |
| **All** | 48,437,744 | 612,875 |

| Unit Sales by Financing Type | | |
|---|---|---|
| | -Res- | -Cnd- |
| Conventional Loan | 36 | 1 |
| 1031 Exchange | 0 | 0 |
| Adjustable Rate MTGE | 0 | 0 |
| Auction | 0 | 0 |
| Cash | 10 | 4 |
| Farm Home | 0 | 0 |
| FHA | 6 | 1 |
| FHA 203(k) | 0 | 0 |
| HomePath | 0 | 0 |
| Idaho Housing Agency | 0 | 0 |
| Lease Option | 0 | 0 |
| Nehemiah | 0 | 0 |
| Other | 1 | 0 |
| Private | 1 | 0 |
| RD | 0 | 0 |
| Rehab Loan | 0 | 0 |
| Select One | 0 | 0 |
| Seller Financing | 1 | 0 |
| Small Business Admin | 0 | 0 |
| Trade | 0 | 0 |
| Unknown | 0 | 0 |
| Vets Adm | 1 | 0 |
| **Total Sales** | 56 | 6 |

| Unit Sales by Time on Market | | |
|---|---|---|
| | -Res- | -Cond- |
| 1-30 Days | 6 | |
| 31-60 Days | 12 | 3 |
| 61-90 Days | 9 | 1 |
| 91-120 Days | 11 | 1 |
| More Than 120 Days | 18 | 1 |
| **Total Sales** | 56 | 6 |

BEST OF 2025 TITLE COMPANY THE BUSINESS JOURNAL of North Idaho
IDAHO BUSINESS REVIEW Reader Rankings 2026 BEST TITLE COMPANY PIONEER TITLE CO. WINNER
BUY IDAHO PRODUCTS & SERVICES